



District Report Card: 2017


State: Assam	District: Jorhat
Class: 5	Subject: Language
Schools: 60	Students: 781


Participation/Coverage


Students

<div>GENDER</div> <div></div>	Boys		Girls	
	Number	%	Number	%
	378	48.40	403	51.60

<div>AREA</div> <div></div>	Rural		Urban	
	Number	%	Number	%
	664	85.02	117	14.98

<div>CATEGORY</div> <div></div>	SC		ST		OBC		GEN	
	Number	%	Number	%	Number	%	Number	%
	103	13.19	64	8.19	514	65.81	100	12.80

<div>CWSN</div> <div></div>	LD	VI	HI	S&LD	ID	Oth
	1	5	2	4	3	1

<div>Management</div> <div></div>	Government		Government-aided	
	Number	%	Number	%
	781	100.00	0	0.00

Average Performance of Students in Language (%)

Overall	Gender		Area		Management		Social Group			
	Male	Female	Rural	Urban	Govt.	Aided	SC	ST	OBC	GEN
50.93	48.82	52.92	50.57	52.99	50.93	0.00	57.09	52.29	48.79	54.73

Performance on Learning Outcomes (LOs)

Learning Outcomes	Description	Average Performance(%)
L504	Reads and comprehends independently storybooks, news items/ headlines, advertisements etc.	49.01
L508	Reads text with comprehension, locates details and sequence of events	51.90

Range of Performance of Students who Answered Correctly							
Below 30%		30% - 50%		50% - 75%		Above 75%	
Number	%	Number	%	Number	%	Number	%
125	16.01	287	36.75	258	33.03	111	14.21

Lowest Performing Learning Outcomes (LOs)

- 1 - Reads and comprehends independently storybooks, news items/ headlines, advertisements etc. (49.01)
- 2 - Reads text with comprehension, locates details and sequence of events (51.90)